
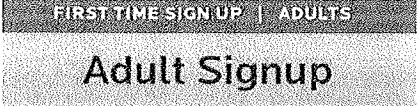


1 Go To: shieldthevulnerable.org

2 Click  Round Button for Adults

3  Adult Signup


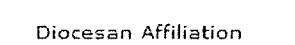
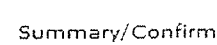
Your Organization

Pick Type >

Select Location >

If correct, click >>>

1. click "Pick Type" of your organization
2. click "Select" your location in the organization
3. click "Confirm" button if selection is correct

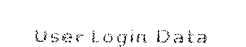
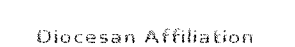

4  User Login Data  Diocesan Affiliation  Summary/Confirm

User/Login Tab: fill in the requested information and create your own login. Only one person can be named on the registration. It's also important to provide a valid email address — if you have one.

NOTE: please write down your ID and Password if you log in again at a later time.

5  User Login Data  Diocesan Affiliation  Summary/Confirm

Diocesan Affiliation Tab: you MUST identify your status. You may identify yourself as an employee (includes vendor/contractor), volunteer, or parent. Then identify which parish, school or other type of location you work with at the Diocese. Finally, identify your position at the Diocese.

6  User Login Data  Diocesan Affiliation  Summary/Confirm


Summary Tab: review your registration and if correct and you "Accept" the license, click the "Confirm Signup" button. It will take you to the "My Courses" page to start your training.

License: Accept Reject

I certify that I am the person who signed up

7 Click the "Start" button to open the course. You can stop and return to the course anytime. When you return, it will open to last the page visited.

MY COURSES

Assigned Courses (1) Collapse				
Adult Courses	Assigned	%	Done	Certificate Unassign
 7001 Recognize, Report & Prevent Child Abuse (2014)				

Adult Optional Courses (4) Expand	Review Teens/Kids Courses (0) Expand
Previously Taken - Closed (0) Expand	